


SOD- 323 Plastic-Encapsulate Schottky Barrier Diode

Features

- High Current Capability
- Low Forward Voltage Drop

Mechanical Data

- SOD-323 Small Outline Plastic Package
- Polarity: Color band denotes cathode end
- Epoxy UL: 94V-0
- Mounting Position: Any



Marking: S9 SOD-323

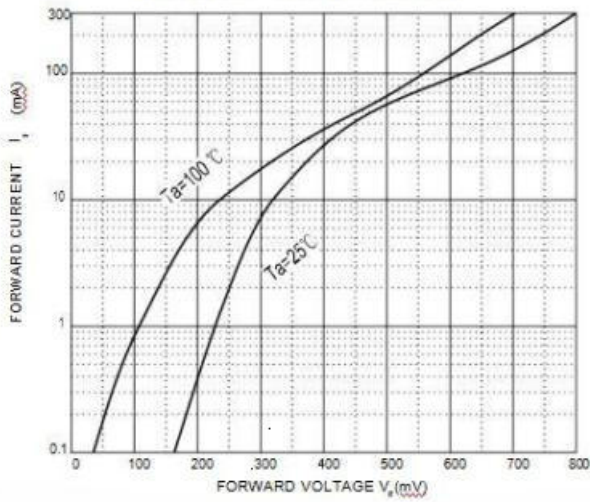
Maximum Ratings & Thermal Characteristics (T _A =25°C unless otherwise noted)			
Parameters	Symbol	Value	Unit
Maximum repetitive peak reverse voltage	V _{RRM}	100	V
Non-repetitive Peak Forward Current	I _{FM}	350	mA
Peak forward surge current 8.3 ms single half sine-wave	I _{FSM}	750	mA
Power Dissipation	P _D	200	mW
Typical thermal resistance	R _{θJA}	500	°C/W
Storage temperature range	T _{STG}	-55-+150	°C
Junction temperature	T _J	125	°C

Electrical Characteristics (T _A =25°C unless otherwise noted)						
Parameter	Symbols	Test Condition	Limits			Unit
			Min	Typ	Max	
Maximum reverse breakdown voltage	V _R	IR=100uA	100			V
Maximum reverse current	IR@25°C	VR=1.5V			0.3	uA
		VR=10V			0.5	
		VR=50V			1.0	
		VR=75V			2.0	
	IR@70°C	VR=1.5V			12	uA
		VR=10V			20	
		VR=50V			44	
		VR=75V			80	
Maximum forward voltage	V _F	IF=0.1mA			250	mV
		IF=10mA			450	
		IF=250mA			1000	
Type junction capacitance	C _j	VR=0V, f=1MHZ			20	pF
		VR=1.0V, f=1MHZ			12	pF
Reverse Recovery Time	T _{RR}	IF=10mA to IR=10mA, RL=100Ω, measured at Ir=1mA			4	nS

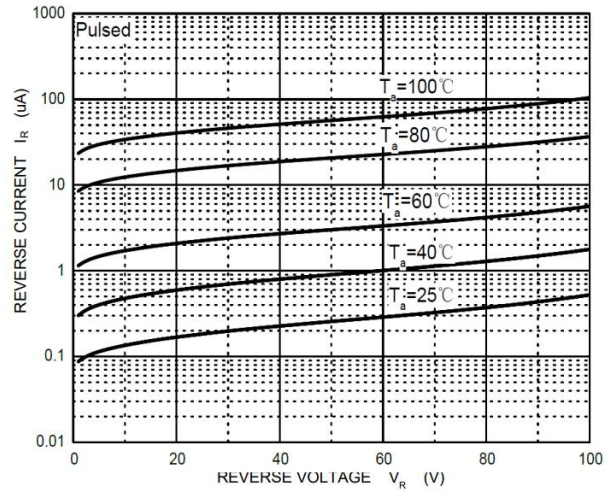
Ratings and Characteristics Curves

($T_A = 25^\circ\text{C}$ unless otherwise noted)

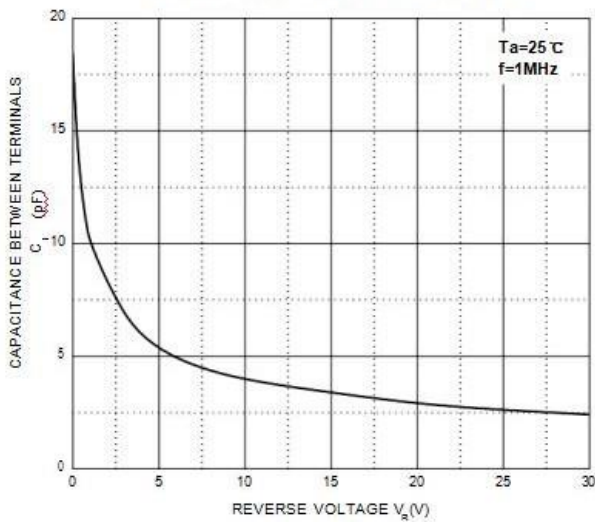
Forward Characteristics



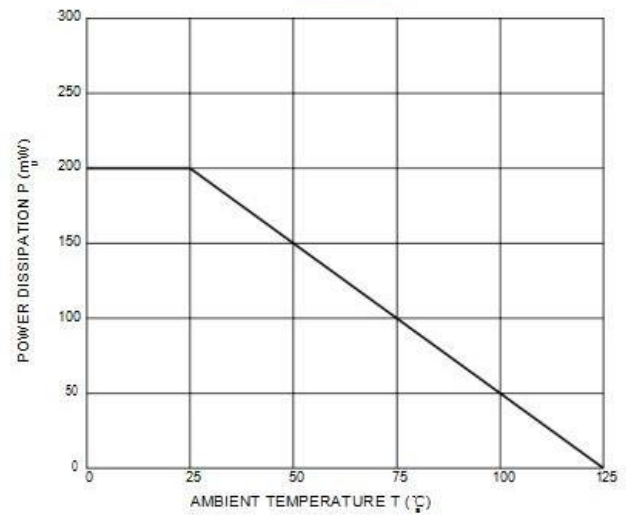
Reverse Characteristics



Capacitance Characteristics

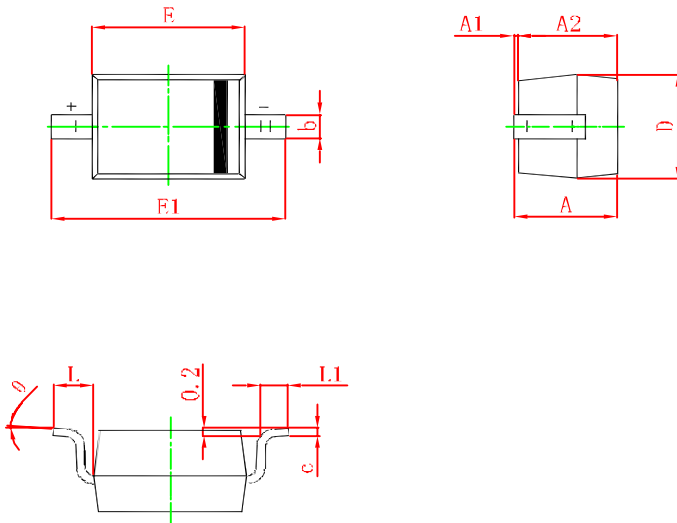


Power Derating Curve



Package Outline Dimensions

millimeters



Symbol	Min	Max
A		1.000
A1	0.000	0.100
A2	0.800	0.900
b	0.250	0.350
c	0.080	0.150
D	1.200	1.400
E	1.600	1.800
E1	2.500	2.700
L	0.475REF	
L1	0.250	0.400
θ	0°	8°

Revision History

Document Version	Date of release	Description of changes
Rev.A	2015.04.10	First issue

Disclaimers

These materials are intended as a reference to assist our customers in the selection of the Suzhou Good-Ark product best suited to the customer's application; they do not convey any license under any intellectual property rights, or any other rights, belonging to Suzhou Good-Ark Electronics Co., Ltd. or a third party.

Suzhou Good-Ark Electronics Co., Ltd. assumes no responsibility for any damage, or infringement of any third-party's rights, originating in the use of any product data, diagrams, charts, programs, algorithms, or circuit application examples contained in these materials.

All information contained in these materials, including product data, diagrams, charts, programs and algorithms represents information on products at the time of publication of these materials, and are subject to change by Suzhou Good-Ark Electronics Co., Ltd. without notice due to product improvements or other reasons. It is therefore recommended that customers contact Suzhou Good-Ark Electronics Co., Ltd. or an authorized Suzhou Good-Ark Electronics Co., Ltd. for the latest product information before purchasing a product listed herein. The information described here may contain technical inaccuracies or typographical errors. Suzhou Good-Ark Electronics Co., Ltd. assumes no responsibility for any damage, liability, or other loss arising from these inaccuracies or errors. Please also pay attention to information published by Suzhou Good-Ark Electronics Co., Ltd. by various means, including our website home page. (<http://www.goodark.com>)

When using any or all of the information contained in these materials, including product data, diagrams, charts, programs, and algorithms, Please be sure to evaluate all information as a total system before making a final decision on the applicability of the information and products. Suzhou Good-Ark Electronics Co., Ltd. assumes no responsibility for any damage, liability or other loss resulting from the information contained herein.

The prior written approval of Suzhou Good-Ark Electronics Co., Ltd. is necessary to reprint or reproduce in whole or in part these materials.

Please contact Suzhou Good-Ark Electronics Co., Ltd. or an authorized distributor for further details on these materials or the products contained herein.